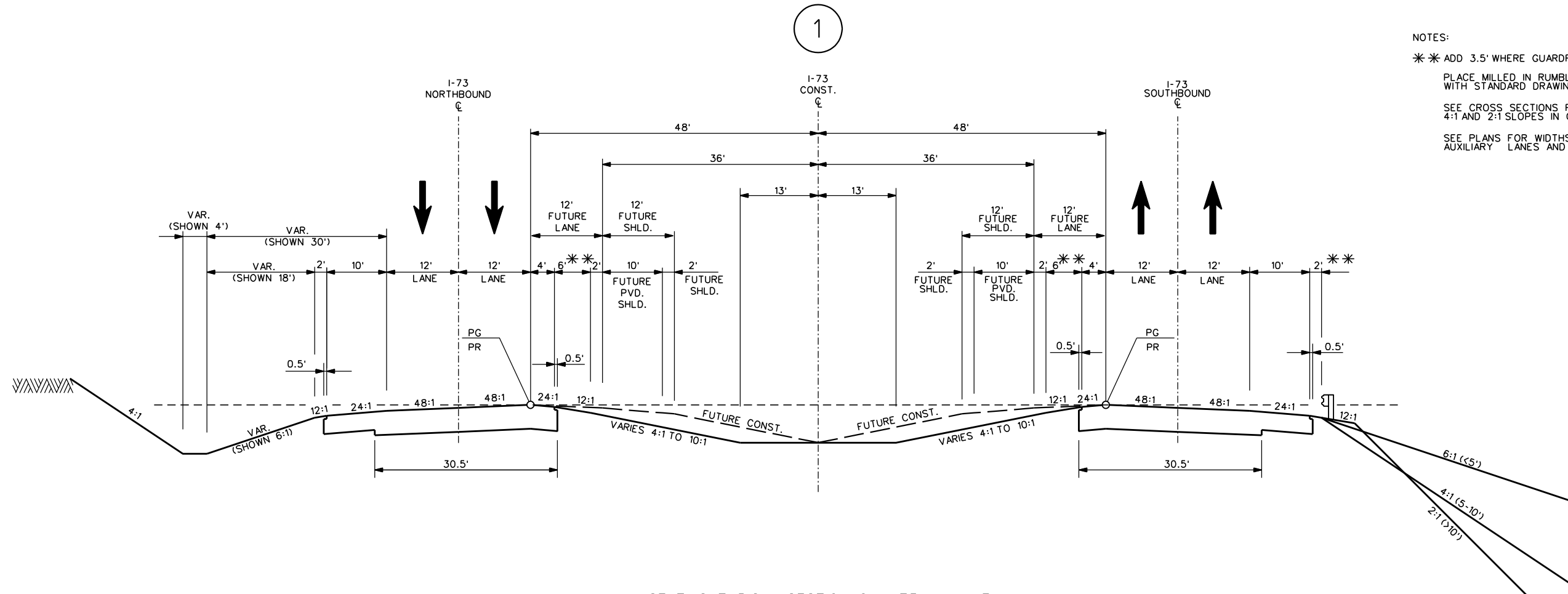


FED. NO. / DIV. NO.	STATE	COUNTY	FILE NO.	PROJECT NO.	ROUTE NO.	SHEET NO.
3	SC	MARION HORRY	47.036358A6		I-73	3


**TYPICAL SECTION OF IMPROVEMENT**  
**SOUTH CAROLINA DEPARTMENT OF TRANSPORTATION**  
**COLUMBIA, S.C.**



NOTES:  
 \*\* ADD 3.5' WHERE GUARDRAIL IS USED  
 PLACE MILLED IN RUMBLE STRIPS IN ACCORDANCE WITH STANDARD DRAWINGS 401-205-01 AND 401-205-02  
 SEE CROSS SECTIONS FOR USE OF 4:1 AND 2:1 SLOPES IN CUT  
 SEE PLANS FOR WIDTHS AND LENGTHS OF AUXILIARY LANES AND TAPERS.

USE THIS TYPICAL SECTION ON I-73 MAINLINE  
 STA. 4103+14.10 TO STA. 4420+20.40

I-73		DESIGN SPEED		PAVEMENT DESIGN
MPH	FROM STA.	TO STA.		
75	4103+14.10	4420+20.40		APPROVED BY _____
EXCEPTIONS TO DESIGN SPEED				
				DATE _____



4			
3			
2			
1			
REV. NO.	BY	DATE	DESCRIPTION OF REVISION
DESIGNED BY:		DATE	10/15/2008
DRAWN BY:		DATE	
CHECKED BY:		DATE	I:\081701\Segment B2\Plan\SH-1103.dgn

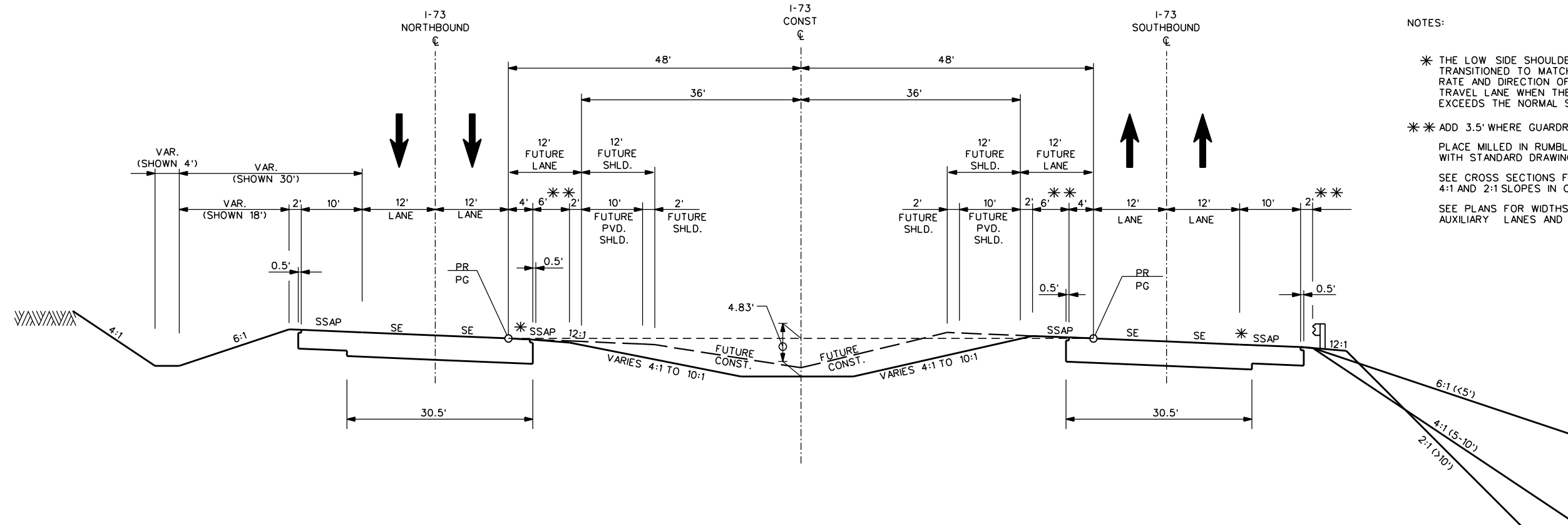
SOUTH CAROLINA DEPARTMENT OF TRANSPORTATION  
 INTERSTATE 73

**TYPICAL SECTION SHEET**

SHEET 3 SCALE: 1"=10'H 1"=5'V

**TYPICAL SECTION OF IMPROVEMENT**  
**SOUTH CAROLINA DEPARTMENT OF TRANSPORTATION**  
**COLUMBIA, S.C.**

2



**NOTES:**

- \* THE LOW SIDE SHOULDER WILL BE TRANSITIONED TO MATCH THE SLOPE RATE AND DIRECTION OF THE ADJACENT TRAVEL LANE WHEN THE SLOPE RATE EXCEEDS THE NORMAL SHOULDER SLOPE
- \*\* ADD 3.5' WHERE GUARDRAIL IS USED
- PLACE MILLED IN RUMBLE STRIPS IN ACCORDANCE WITH STANDARD DRAWINGS 401-205-01 AND 401-205-02
- SEE CROSS SECTIONS FOR USE OF 4:1 AND 2:1 SLOPES IN CUT
- SEE PLANS FOR WIDTHS AND LENGTHS OF AUXILIARY LANES AND TAPERS.

USE THIS SECTION ON I-73 MAINLINE IN SUPERELEVATED SECTIONS

I-73		DESIGN SPEED	
MPH	FROM STA.	TO STA.	
75	4103+14.10	4420+20.40	
EXCEPTIONS TO DESIGN SPEED			


PAVEMENT DESIGN	
APPROVED BY _____	
APPROVED BY _____	
DATE _____	

4			
3			
2			
1			
REV. NO.	BY	DATE	DESCRIPTION OF REVISION
DESIGNED BY:		DATE	10/15/2008
DRAWN BY:		DATE	
CHECKED BY:		DATE	I:\081701\Segment B2\Plan\SH-1703A.dgn

SOUTH CAROLINA DEPARTMENT OF TRANSPORTATION  
 INTERSTATE 73

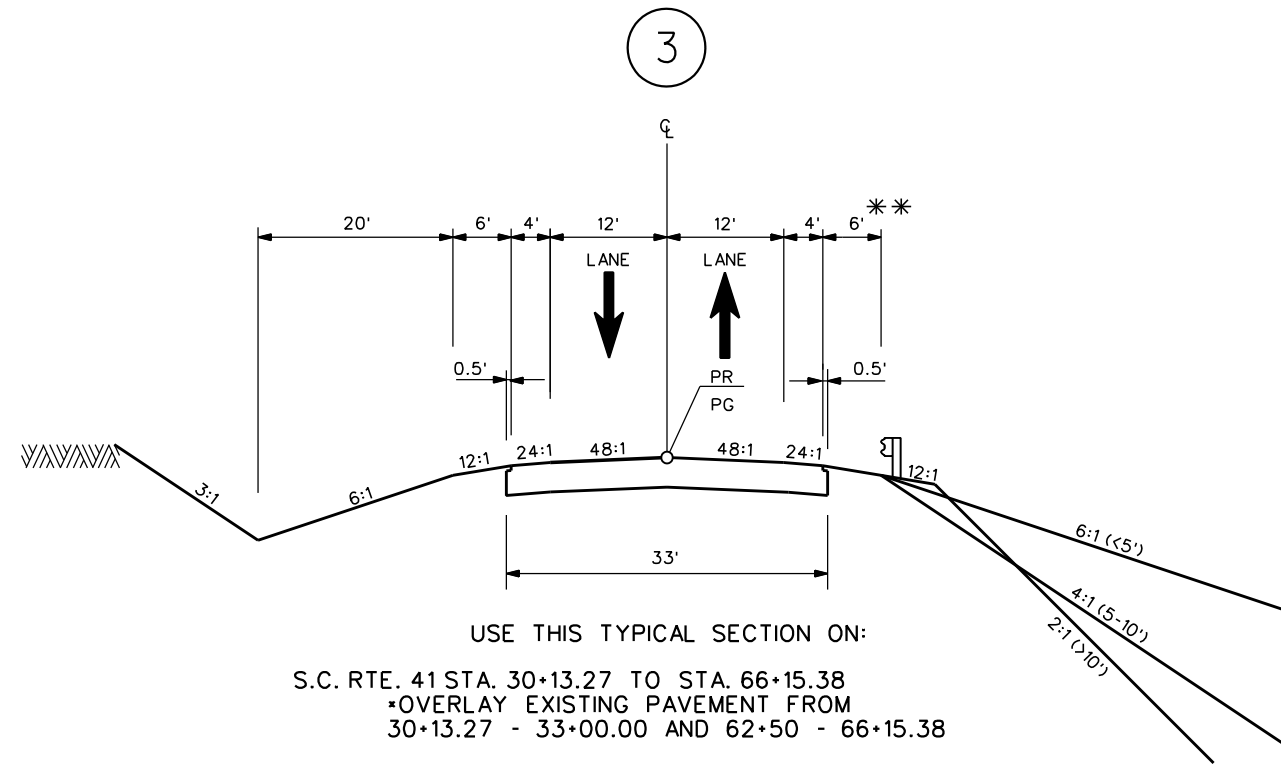
**TYPICAL SECTION SHEET**

SHEET 3A      SCALE: 1"=10'H      1"=5'V



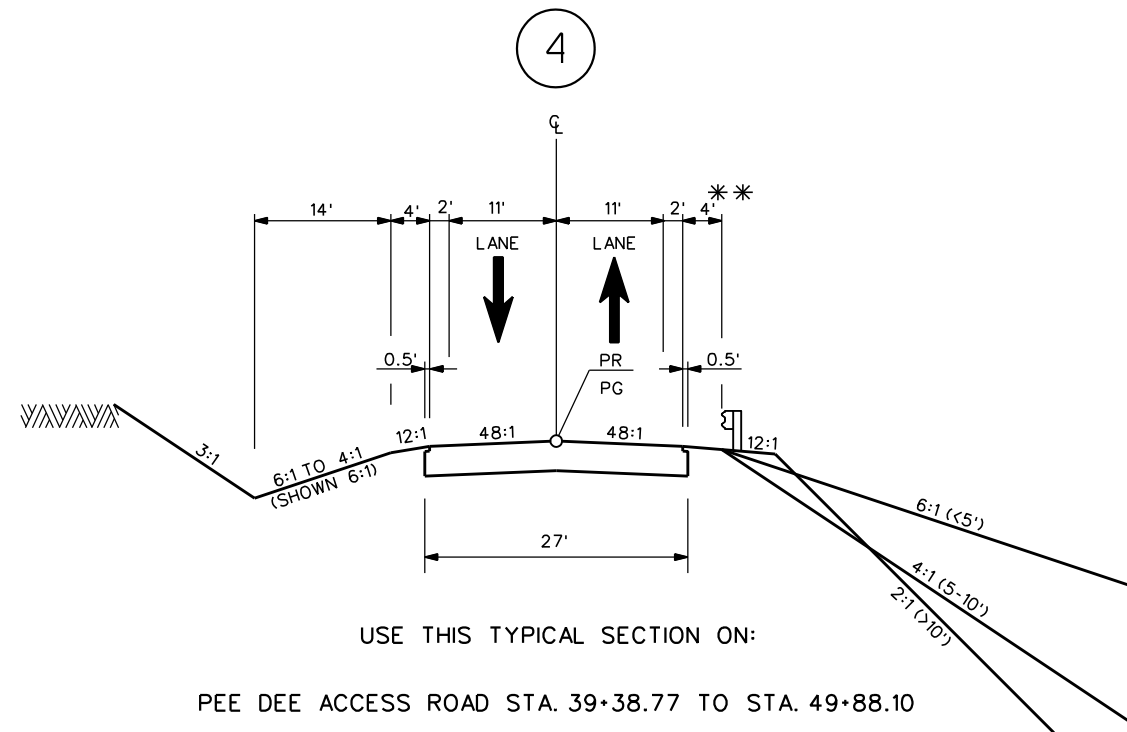
FED. RD. DIV. NO.	STATE	COUNTY	FILE NO.	PROJECT NO.	ROUTE NO.	SHEET NO.
3	SC	MARION HORRY	47.036358A6		I-73	3B

**TYPICAL SECTION OF IMPROVEMENT**  
**SOUTH CAROLINA DEPARTMENT OF TRANSPORTATION**  
**COLUMBIA, S.C.**



NOTES:  
 \*\* ADD 3.5' WHERE GUARDRAIL IS USED


USE THIS TYPICAL SECTION ON:  
 S.C. RTE. 41 STA. 30+13.27 TO STA. 66+15.38  
 \*OVERLAY EXISTING PAVEMENT FROM  
 30+13.27 - 33+00.00 AND 62+50 - 66+15.38  
 ROAD S-31 (OLD STAGE RD.) STA. 37+00.00 TO STA. 63+50.00  
 ROAD S-423 (PEE DEE RD. N) RELOC. STA. 35+00.00 TO STA. 59+84.23



USE THIS TYPICAL SECTION ON:  
 PEE DEE ACCESS ROAD STA. 39+38.77 TO STA. 49+88.10

S.C. RTE. 41	DESIGN SPEED		
	MPH	FROM STA.	TO STA.
RD. S-31	60	30+13.27	66+15.38
RD. S-423	55	37+00.00	63+50.00
	55	35+00.00	54+59.65
PEE DEE ROAD ACCESS	30	54+59.65	59+71.23
	NA		

PAVEMENT DESIGN	
APPROVED BY	
DATE	



4			
3			
2			
1			
REV. NO.	BY	DATE	DESCRIPTION OF REVISION
DESIGNED BY:		DATE	10/15/2008
DRAWN BY:		DATE	
CHECKED BY:		DATE	\\081701\Segment B2\Plan\SH-1103B.dgn

SOUTH CAROLINA DEPARTMENT OF TRANSPORTATION  
 INTERSTATE 73

**TYPICAL SECTION SHEET**

SHEET 3B SCALE: 1"=10'H 1"=5'V

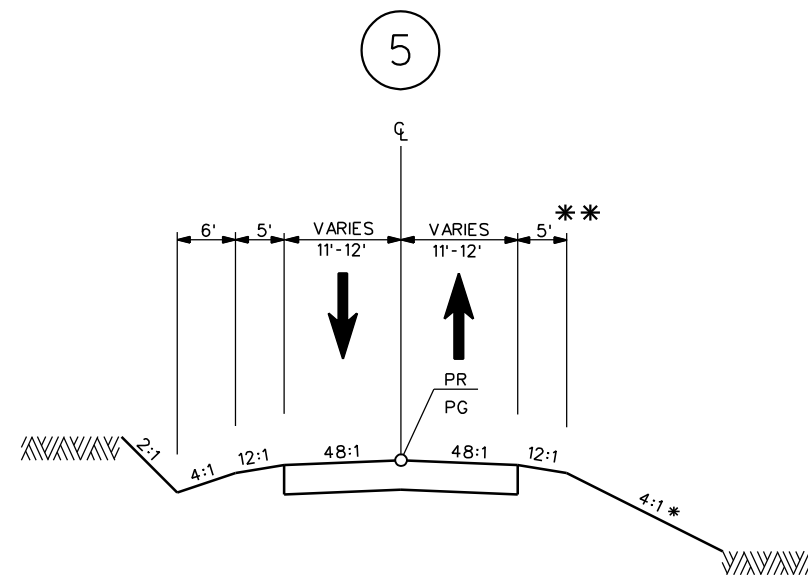
FED. NO. DIV. NO.	STATE	COUNTY	FILE NO.	PROJECT NO.	ROUTE NO.	SHEET NO.
3	SC	MARION HORRY	47.036358A6		I-73	3C

**TYPICAL SECTION OF IMPROVEMENT**  
**SOUTH CAROLINA DEPARTMENT OF TRANSPORTATION**  
**COLUMBIA, S.C.**

NOTES:

\* < 5.0' USE 6:1 SLOPE  
 5.0'- 10.0' USE 4:1 SLOPE

\*\* ADD 3.5' WHERE GUARDRAIL IS USED




USE THIS TYPICAL SECTION ON:

S.C. RTE. 41 DETOUR STA. 11+13.27 TO STA. 47+23.90

TYPICAL NO. 5

DESIGN SPEED			PAVEMENT DESIGN
MPH	FROM STA.	TO STA.	
45			APPROVED BY _____
EXCEPTIONS TO DESIGN SPEED			DATE _____



4			
3			
2			
1			
REV. NO.	BY	DATE	DESCRIPTION OF REVISION
DESIGNED BY:		DATE	10/15/2008
DRAWN BY:		DATE	
CHECKED BY:		DATE	I:\081701\Segment B2\Plan\SH-1703C.dgn

SOUTH CAROLINA DEPARTMENT OF TRANSPORTATION INTERSTATE 73	
TYPICAL SECTION SHEET	
SHEET 3C	SCALE: 1"=10'H 1"=5'V